





Application Note #	Rev	Drive Family	Topic
CTAN 110 	1.3	Mentor II/Quantum III	Mentor II / Quantum III Security
CTAN 111	1.4	Mentor II/Quantum III	Programmable Analog I/O
CTAN 112	1.2	Quantum III	Independent Jog Rates
CTAN 113	1.2	Mentor II/Quantum III	Simple Ratio Scheme
CTAN 114	1.5	Unidrive	MOP Applications
CTAN 115	1.4	Unidrive	Analog Ratio Applications
CTAN 116	1.1	Unidrive	UniSoft & Option Modules
CTAN 117 	1.5	Unidrive	Unidrive Classic Security
CTAN 118	1.6	Unidrive	Digital Locking Basics
CTAN 119	1.4	Unidrive	Parameter Restoration/Cloning
CTAN 120	1.3	All	S-Ramp Accel/Decel Ramps
CTAN 121	1.6	Mentor II/Quantum III	Pseudo S-Ramp
CTAN 122	1.3	MII/QIII/Unidrive/SE	Programmable Time Delays
CTAN 123	1.2	Mentor II/Quantum III	Current Loop Tuning (Manual/Scope method)
CTAN 124	1.4	MII/QIII/Unidrive/SE	Filtering for Digital Displays
CTAN 125	A	Focus 3	Replacing Focus 2 with Focus 3 Drives
CTAN 126	1.0	Mentor	Cooling Fan Data
CTAN 127	1.1	AC Drives	Common Bussing Guidelines
CTAN 128	1.0	UD70/MD29	Copy Data in Arrays
CTAN 129	1.0	UD75/MD29AN	Detecting CTNet Comms Loss
CTAN 130	1.1	Focus 3	Tach Follower Applications
CTAN 131	1.2	All	Modem Communications
CTAN 132	1.5	All	Line Reactors
CTAN 133	1.0	Mentor I/Quantum II	MD21 BASIC Support today
CTAN 134	1.0	UD77/Unidrive	Local/Remote via Fieldbus
CTAN 135	1.4	UD77/Unidrive	DeviceNet Quick Setup
CTAN 136	1.0	UD73/Unidrive	Profibus Quick Setup
CTAN 137	1.0	UD74/Unidrive	Interbus Quick Setup
CTAN 138	1.0	Quantum III	Remote On/Off Control
CTAN 139	1.3	Quantum III/Mentor II	Contactless (Machine Gun) Jog
CTAN 140	1.3	MII/QIII/Unidrive/SE	Programmable Logic Gates
CTAN 141	1.1	MII/QIII/Unidrive	Combinatorial Logic
CTAN 142	1.1	Unidrive /MII/QIII	Comparators and Decoder Applications
CTAN 143	1.1	Commander SE	Indexing Methods
CTAN 144	1.4	All	Line Reactors & Isolation Transformers
CTAN 145	A	Unidrive and Commander SE	Analog Input/Output Scaling


* not yet released

Application Note #	Rev	Drive Family	Topic
CTAN 146	1.1	Unidrive Servo	Thermal Protection Set-up
CTAN 147	1.2	AC Drives	Horizon Replacement w/ Comm SE
CTAN 148	1.4	AC Drives	Prism Replacement w/ Comm SE
CTAN 149	1.4	AC Drives	Laser Replacement Options
CTAN 150	1.3	AC Drives	Eclipse Replacement Options
CTAN 151	1.0	Commander SE	Security Code
CTAN 152	1.4	Quantum/Mentor	Hi Hp Drives Field Selection-Size 2 & 3
CTAN 153	1.0	Unidrive	Cabinet Cooling Fan Optimization
CTAN 154	1.5	All	Driving External Relays
CTAN 155	1.5	Quantum III/ Mentor II	Thread/Run Speeds
CTAN 156	1.3	Quantum III/ Mentor II	Auto (4-20mA) /Manual Operation
CTAN 157	1.1	Quantum III	Quantum III Factory Default Files
CTAN 158	1.3	Quantum III/ Mentor II	Load Sharing Applications
CTAN 159 	1.10	All	Creating Custom & Power-Up Displays
CTAN 160	1.3	All	4-20ma Current Loop Control
CTAN 161	1.2	Unidrive Family	Dual Stopping Rates
CTAN 162	1.2	Commander SE Family	Dual Stopping Rates
CTAN 163	1.3	Quantum III/Mentor II	Dual Stopping Rates
CTAN 164	1.1	Unidrive Family	Remote Keypad Control using CTIU
CTAN 165	1.1	Commander SE	Modbus Protocol Setup
CTAN 166	1.2	Quantum III/ Mentor II	MD21 to MD29 Migration
CTAN 167	1.0	Quantum III/ Mentor II	Timed Starting Current
CTAN 168	1.3	Commander SE	Pushbutton Jog with 3 Wire Start-Stop
CTAN 169	1.0	Unidrive Family	UD78 Precision Analog Input Module
CTAN 170	1.0	Unidrive Family	Shaft Orientation
CTAN 171	1.1	MD29/UD70 and SyPT	Scale & Offset Function Blocks
CTAN 172	1.1	Quantum III	Universal Spares
CTAN 173	1.1	Unidrive Size 1,2 / Comm SE	Operating from DC Power Supplies
CTAN 174	1.0	Commander SE	Line Speed plus %Trim
CTAN 175	1.6	Quantum III/Mentor II (Size 2-3)	Field Economy w/ Time Delay
CTAN 176	1.1	General	Power Factor of AC & DC Drives
CTAN 177	1.2	AC Drive Series	Input & Output Current of AC Drives
CTAN 178	1.0	Unidrive	Speed Loop Tuning
CTAN 179	1.1	General	Dynamic Braking Resistor Nomograph
CTAN 180	1.3	Commander SE	Advanced CTKP Control for Comm SE
CTAN 181*		Unidrive	Torque Mode/Torque Follower
CTAN 182	1.8	Unidrive	Data Replacement Instructions
CTAN 183	1.0	Unidrive	Line Speed plus %Trim
CTAN 184	1.1	Focus 1	Pushbutton Control
CTAN 185*		Commander SE	Start/Stop Configurations
CTAN 186	1.3	Unidrive/QIII/Mentor II	Saving all Drive & Coprocessor Data
CTAN 187	1.2	Commander SE	Simple Commander SE Torque Winder




*not yet released

Application Note #	Rev	Drive Family	Topic
CTAN 188	1.3	Quantum III/ Mentor II	%Load Meter Outputs
CTAN 189			
CTAN 190	1.1	Quantum III/ Mentor II	Tension Follower-Torque w/Spd Override
CTAN 191	1.3	Commander SE	Non-Standard Commander SE Keypad Control Variations
CTAN 192	1.0	AC Drives	E-Stop Duty DB Resistor Protection
CTAN 193	1.6	Quantum III / Mentor II	Data Replacement Instructions
CTAN 194	1.4	AC Drives	AC Motor Condensation Elimination
CTAN 195	1.1	Commander SE	HVAC Local/Remote Control
CTAN 196	1.0	MD25 / Mentor II	Quick Setup for DeviceNet MD25
CTAN 197	1.0	MD25 / Quantum III	Quick Setup for DeviceNet MD25
CTAN 198	1.0	Quantum III/ Mentor II	Creating an "About to Start" Warning
CTAN199	1.3	Quantum III	How to Specify Quantum III Drives
CTAN 200	1.0	Unidrive	Selecting 1 of 2 Values
CTAN 201	1.5	Unidrive Classic/SP, GP20, Quantum III, Mentor II	Creating a Pulsing Output for Blinking Light/Audible Alarm
CTAN 202	1.0	CTNet Capable Products	CTNet PCMCIA w/Desktop PC's
CTAN 203	1.2	Quantum III / Mentor II	DC Motors w/ 240VDC Field Voltage
CTAN 204	1.0	Focus 3 Drives	Power Wiring Guidelines
CTAN 205	1.3	Quantum III Family	Spectrum Drive Replacement
CTAN 206	1.2	Quantum III Family	VIP Drive Replacement
CTAN 207	1.1	Quantum III Family	ES2300RG Drive Replacement
CTAN 208	1.1	UnidriveSP Rapidpak	AS5100 Series Drive Replacement
CTAN 209	1.2	CTKP	Security Code & Set-Up
CTAN 210	1.0	UD76/Unidrive	ModbusPlus Quick Setup
CTAN 211	1.0	Unidrive	UD7x Co-Processor Replacement
CTAN 212	1.4	Quantum III/ Mentor II	Creating UniPolar %Speed Meter O/P
CTAN 213	1.1	Focus 3	Eddy Current Controller Retrofit
CTAN 214	1.3	Quantum III/ Mentor II	Mentor II vs Quantum III
CTAN 215	1.0	Focus Family	Earth Grounding & Isolation
CTAN 216	1.0	Focus 3 Family	Eddy Current Replacement Solution
CTAN 217	1.0	Universal AC Interface	120vac Logic Interface
CTAN 218	1.0	Quantum III/ Mentor II	Starting Kick for Machine Breakaway
CTAN 219	1.1	MD29 & UD7x CoProcessors	Evaluating Coprocessor Contents
CTAN 220	1.0	MD24 / Mentor II	Quick Setup for Profibus MD24
CTAN 221	1.0	MD24 / Quantum III	Quick Setup for Profibus MD24
CTAN 222	1.2	Commander SE	Automatic Water Pressure Regulator
CTAN 223	1.1	Quantum III/ Mentor II	Inversion Faults
CTAN 224	1.0	Quantum III	Interfacing a PLC to the Quantum III
CTAN 225	1.3	Commander SE	Use of Cloning QuickKey
CTAN 226 	1.3	Quantum III	MOP Function w/Min Speed and Jog
CTAN 227	1.1	Unidrive SP	Understanding Heavy vs Normal Duty
CTAN 228	1.0	Focus 1 Family	Achieving Isolation


*not yet released

Application Note #	Rev	Drive Family	Topic
CTAN 229	1.0	Commander SE	Bi-Directional Speed Pot Applications
CTAN 230	1.0	Unidrive	Zero Speed Reference Start Interlock
CTAN 231	1.0	Quantum III	Zero Speed Reference Start Interlock
CTAN 232	1.3	Unidrive SP	Non-Standard UnidriveSP Keypad Command Variations
CTAN 233	1.2	Unidrive SP	Using the MOP with the UnidriveSP
CTAN 234	1.0	Unidrive SP	A Guide to Tuning the UnidriveSP
CTAN 235	1.0	Focus 3	Adjustable Brake / Dynamometer App's
CTAN 236	1.3	Commander SE	Data Replacement Instructions
CTAN 237	1.0	Quantum III/Mentor II	Adjustable Brake / Dynamometer App's
CTAN 238	1.0	Unidrive SP	Unidrive SP Feedback Modules
CTAN 239	1.0	Commander SE	Analog Input Configurations
CTAN 240	1.0	Focus 3	Speed Master w/ Torque Slave
CTAN 241	1.1	Focus 3	120vac Remote Control Pushbuttons
CTAN 242	1.0	All	Driving Analog Meters
CTAN 243	1.0	Focus 3	Controlling Multiple Drives in Tandem
CTAN 244	1.0	Focus 1, Focus 3, CommSE	Focus Isolated Master Reference Board
CTAN 245	1.1	CTIU HMI's	Creating a Custom Splash Screen
CTAN 246	1.0	Unidrive & CTIU HMI's	Creating a Unidrive Fault Screen
CTAN 247	1.0	Unidrive & CTIU HMI's	Creating a Fault History Screen
CTAN 248	1.0	CTIU HMI's	Custom Splash Screen using Maths
CTAN 249	1.0	Mentor II/Quantum III & CTIU HMI's	Creating a Quantum III Fault Screen
CTAN 250	1.0	Unidrive SP	Customizing the LCD Keypad Unit
CTAN 251	1.0	Unidrive Classic	4-20mA Control Guidelines
CTAN 252	1.0	Focus 3	Local/Remote Control Modes
CTAN 253	1.0	Commander SE	Line Speed plus Trim using Inc/Dec
CTAN 254	1.2	Commander SE	Fan & Pump Setup Guidelines
CTAN 255	1.0	UD75 & MD29AN	CTNet Revision FAQ's
CTAN 256	1.2	Unidrive SP	Stegmann Encoder w/Hiperface
CTAN 257	1.2	Quantum III	Quantum II to QIII Conversion Guide
CTAN 258	1.0	Commander SE, Unidrive Classic, Mentor II/ Quantum III	Creating Proper Drive Documentation
CTAN 259	1.1	Unidrive SP	Quick Setup Guide w/CTNet
CTAN 260	1.0	Commander SE	Setting up with a CTIU
CTAN 261	1.0	Unidrive SP	Setting up with a CTIU
CTAN 262	1.0	Unidrive SP	Accessing 32 bit Data via Modbus RTU
CTAN 263	1.1	Mentor I to Mentor II	Co-Processor Conversion Details
CTAN 265	1.0	Unidrive Classic	DigitAx Replacement Solution
CTAN 266	1.0	All	Relay Suppression
CTAN 267	1.0	SE	Latching External Trip
CTAN 268 	1.2	Commander SE and SK	Shear Pin Trip Function
CTAN 270	1.0	Unidrive SP	A Guide to Tuning the UnidriveSP – Winder Applications

* not yet released

Application Note #	Rev	Drive Family	Topic
CTAN271	1.0	Commander SX	Keypad Lockup at Parameter 01
CTAN272 	1.0	Commander SK	Accessing Parameters Outside Menu 0
CTAN273	1.1	Commander SK	Remote Keypad in the Hand-Off-Auto Mode
CTAN274	1.2	Commander SK	Remote Analog / Local Keypad Control
CTAN275	1.0	All	Need another Digital Input ?
CTAN276	1.1	Commander SE, SK	Bi-Polar Analog Speed Control
CTAN277	1.4	Unidrive	Unidrive Classic to Unidrive SP Considerations
CTAN278	1.1	Unidrive	Converting from Unidrive Classic to Unidrive SP
CTAN279 	1.2	Commander SK	Commander SK Security
CTAN280	1.0	Unidrive SP	VT Terminal Quickstart for the Unidrive SP
CTAN281	1.0	Focus 3 Regen	Reversing Focus 3 Regen w/UniPolar Command
CTAN282	1.2	SP/GP20/SK/MP	Selecting 1 of 2 Values
CTAN283	1.1	Unidrive SP/MP	Using Beckhoff Remote I/O
CTAN284	1.1	Mentor II/Quantum III	FXM5 Field Control via External Voltage
CTAN285	1.2	Commander SK	Enhanced Hand-Off-Auto Control Using Logic Stick
CTAN286	1.2	Commander SK	Enhanced Local/Remote Control Using Logic Stick
CTAN287	1.3	Commander SK	Water Pressure PID Loop Control
CTAN288	1.2	SM-Ethernet	Establishing PC Connection to SM-Ethernet Module
CTAN289	1.3	Commander SK/GP20	SM-Keypad Plus Customized Displays
CTAN290	1.2	Unidrive SP/GP20/MP	4-20mA Current Loop Extensions
CTAN291	1.1	All AC Drives	Dynamic Braking Sizing & Protection Methods
CTAN292	1.0	Unidrive SP/GP20/SK	Process Line Speed plus Trim
CTAN293	1.2	Commander SK	Fan and Pump Application Setup
CTAN294	1.0	Unidrive SP/GP20	Parameter Security Details
CTAN295	1.1	CTNet Options	Supported Beckhoff I/O Modules
CTAN296	1.0	Unidrive SP/GP20	RFC (Rotor Flux Control)
CTAN297	1.2	SP/GP20/SK/MP	SM-Ethernet Save, Restore & Re-Init
CTAN298	1.2	Mentor II/Quantum III	FXM5 Field Loss Trips w/o Ribbon Control
CTAN299	1.2	Commander SK	Simple Commander SK Torque Winder
CTAN300	1.5	Commander SK	Ethernet Quick Start Guide
CTAN301	1.0	Mentor II/Quantum III	Eliminating Motor Creep
CTAN302*	1.0	Unidrive SP/GP20	AC Motor De-Icing/Condensation Elimination
CTAN303	1.2	Mentor II/Quantum III	FXM5 Field Economy in Standalone Mode
CTAN304	1.0	Quantum III	Powering Up the Quantum III in your Office
CTAN305	1.2	SP/GP20/Affinity/MP	Creating a Custom Motor Overtemperature Trip
CTAN306	1.3	SP/GP20/SK/MP	SM-DeviceNet Save, Restore & Re-Init
CTAN307	1.0	Unidrive SP	Commissioning Sine-Cosine Encoder Setups
CTAN308	1.0	CTNet	The Basics of Setting-up CTNet Cyclic Links
CTAN309*	1.0	Commander SK	Creating a Delayed Start with Warning Capability
CTAN310	1.0	Unidrive Classic	Extracting all Drive and CoProcessor Data w/CTSoft
CTAN311	1.0	Mentor II/Quantum III	Accommodating Motors w/Low Field Voltages
CTAN312	1.0	Unidrive SP/GP20/SK	Creating a Broken Belt/Ruptured Pipe Alarm
CTAN313	1.1	SP/GP20/SK/MP	Using Keypad Plus as Startup Tool
CTAN314 	1.1	Commander SK & SL	Applying Groschopp Motors
CTAN315	1.0	Mentor II/Quantum III	SAF dcM6+/dcM12+ Conversion Summary
CTAN316	1.1	SP/GP20/SK/MP	Drive Parameter Menu Structure

Application Note#	Rev	Drive Family	Topic
CTAN317	1.0	Unidrive SP/GP20/SK	SM-Profibus Unidrive (UD73) Compatibility Mode
CTAN318	1.0	All	Determining the Hardware and Firmware Levels
CTAN319	1.0	AC Drives	Squeezing a Bit More from your DB Resistor
CTAN320	1.9	All	Rudiments of Fieldbus Communications
CTAN321	1.1	SP/GP20/SK/MP	Obtaining the Greater or Lesser of Two Signals
CTAN322	1.0	Commander SL	Commander SL Security
CTAN323	1.0	Unidrive SP/GP20/SK	Scaling and Filtering Drive Registers for HMI Displays
CTAN324	1.0	Affinity Series	Fan & Pump with PID Loop Control
CTAN325	1.1	Unidrive SP/GP20/SK	Simple PID Dancer Unwind
CTAN326	1.3	UndriveSP, GP20, Affinity	Analog Output Scaling of Common Values
CTAN327	1.3	Commander SK	Comm SK and SM-DeviceNet Quick Start Guide
CTAN328	1.0	Co Processors	Using SyPT Pro Demo as a Code Extraction Tool
CTAN329	1.1	Comm SK	Dual Stopping Rates
CTAN330	1.1	Unidrive SP, Affinity	Dual Stopping Rates
CTAN331	1.2	SP, Classic, MP	Creating a UniPolar Analog Speed Output
CTAN332	1.1	SP,MP, SK, Affinity	Time of Day/Day of Week Applications
CTAN333	1.1	Commander SK	Comm SK and SM-Profibus Quick Start Guide
CTAN334	1.2	Commander SK w/ByPass	Quick Start-up Guide for FPCHSK/FPCBA
CTAN335	1.0	Unidrive SP	CTNet Basic Practices and Checkout
CTAN336	1.3	Our Drive Families	Using the Drives +24vdc Supply
CTAN337	1.1	Single Phase DC	Focus 1 to 2100/2300 Replacement Guidance
CTAN338	1.0	Affinity	Maintenance Due Reminder Alarms
CTAN339	1.0	Unidrive SP	Maintenance Due Reminder Alarms
CTAN340	1.1	Commander SK	Remote Control via Fieldbus/Local via Keypad
CTAN341	1.0	Commander SK	Simple Pump Setup Instruction Sheet
CTAN342	1.0	Commander SK	Water Level Control System
CTAN343	1.2	SM-IO Timer Module	Setting the Real Time Clock
CTAN344	1.4	Our AC Drive Families	Single Drive Running Multiple Motors
CTAN345	1.1	All Our Drives	Stabilizing Erratic Signals
CTAN346	1.0	Commander SK	120vac Start/Stop Control
CTAN347	1.0	Unidrive SP, Affinity	120vac Start/Stop Control
CTAN348	1.0	Fincor 2230	Reversing Fincor 2230 Series w/UniPolar Signal
CTAN349	1.1	SK,SP,MP,Affinity	Inverting the Sense of Speed Command Signals
CTAN350	1.3	Mentor MP	Quick Start-Up Guide
CTAN351	1.2	Mentor MP	Adding a DC Loop Contactor
CTAN352	1.1	SP, MP, Affinity, GP20	Backing Up Critical Drive Setup w/SmartCard
CTAN353	1.1	SP, MP, Affinity	Backing Up Critical Drive Setup using CTSoft
CTAN354	1.0	SP, SK,MP, Affinity	Eliminating Low Speed Creep w/Analog Inputs
CTAN355	1.0	Commander SK	Backing Up Critical Drive Setup using CTSoft

Application Note#	Rev	Drive Family Drive	Topic
CTAN356	1.0	Affinity	BACnet Control Setup
CTAN357	1.8	Commander SK	Start/Stop and Speed Command Scenarios
CTAN358	1.1	Affinity	Setting the Real Time Clock
CTAN359	1.0	Commander SK	Modification of the Drive Relay Function
CTAN360	1.0	CTNet	Tripping the Drive upon a CTNet Loss
CTAN361	1.0	Mentor/Quantum MP	Field Weakening
CTAN362	1.0	Quantum MP	Using the Quantum MP with 24vdc PLC Control
CTAN363	1.0	Affinity	Re-Scaling Analog Speed w/ Min Speed
CTAN364	1.0	Quantum MP	Quantum MP with Motorized Potentiometer
CTAN365 	1.0	Mentor/Quantum MP	Masking Faults and Stopping on Trips
CTAN366	1.0	Mentor/Quantum MP	Mentor/Quantum MP Security
CTAN367 *	1.0	Unidrive SP	Speed Loop Tuning in Vector Mode
CTAN368	1.1	Commander SK	SK Pump Setup Summary
CTAN369	1.0	Quantum MP	Quantum MP Default Files
CTAN370	1.0	HSK and Affinity	Fuji Temp Controller Basic Programming Guide
CTAN371	1.0	Commander SK	Modification of the I/O Lite/Timer Relay Function
CTAN372	1.0	AC Drives	Capacitor Bank Reformation Guidance
CTAN373	1.1	Affinity	Daily Speed Set Back based on Time of Day
CTAN374	1.1	Older Software	Windows 7 64-bit and the Older CT Software
CTAN375	1.1	Quantum MP	Quantum III-> Quantum MP Conversion Guide
CTAN376	1.0	Quantum MP	Configuring for Ramp Stop & DB Stop
CTAN377	1.0	FXMP25	FXM5 to FXMP25 Conversion Guide
CTAN378	1.0	Affinity	Creating Over Temperature Speed Foldback

* not yet released


Quantum MP / Mentor MP Application Notes

Application Note #	Rev	Drive Family	Topic
CTAN 132	1.5	All	Line Reactors
CTAN 144	1.4	All	Line Reactors & Isolation Transformers
CTAN 160	1.3	All	4-20ma Current Loop Control
CTAN 176	1.1	General	Power Factor of AC & DC Drives
CTAN 242	1.0	All	Driving Analog Meters
CTAN275	1.0	All	Need another Digital Input ?
CTAN282	1.2	SP/GP20/SK/MP	Selecting 1 of 2 Values
CTAN283	1.2	Unidrive SP/MP	Using Beckhoff Remote I/O
CTAN288	1.2	SM-Ethernet	Establishing PC Connection to SM-Ethernet Module
CTAN292	1.0	SP/GP20/SK/MP	Process Line Speed plus Trim
CTAN295	1.1	CTNet Options	Supported Beckhoff I/O Modules
CTAN297	1.2	SP/GP20/SK/MP	SM-Ethernet Save, Restore & Re-Init
CTAN305	1.2	SP/GP20/Affinity/MP	Creating a Custom Motor Overtemperature Trip
CTAN306	1.3	SP/GP20/SK/MP	SM-DeviceNet Save, Restore & Re-Init
CTAN308	1.0	CTNet	The Basics of Setting-up CTNet Cyclic Links
CTAN313	1.0	SP/GP20/SK/MP	Using Keypad Plus as Startup Tool
CTAN316	1.1	SP/GP20/SK/MP	Drive Parameter Menu Structure
CTAN320	1.9	All	Rudiments of Fieldbus Communications
CTAN321	1.1	SP/GP20/SK/MP	Obtaining the Greater or Lesser of Two Signals
CTAN331	1.2	SP, Classic, MP	Creating a UniPolar Analog Speed Output
CTAN332	1.1	SP,MP, SK, Affinity	Time of Day/Day of Week Applications
CTAN336	1.3	Our Drive Families	Using the Drives +24vdc Supply
CTAN343	1.2	SM-IO Timer	Setting the Real Time Clock
CTAN345	1.1	All Our Drives	Stabilizing Erratic Signals
CTAN349	1.1	SK,SP,MP,Affinity	Inverting the Sense of Speed Command Signals
CTAN350	1.3	Mentor MP	Quick Start-Up Guide
CTAN351	1.2	Mentor MP	Adding a DC Loop Contactor
CTAN352	1.1	SP, MP, GP20	Backing Up Critical Drive Setup w/SmartCard
CTAN353	1.1	SP, MP, Affinity	Backing Up Critical Drive Setup using CTSOft
CTAN354	1.0	SP, SK,MP, Affinity	Eliminating Low Speed Creep w/Analog Inputs
CTAN361	1.0	Mentor/Quantum MP	Field Weakening
CTAN362	1.0	Mentor/Quantum MP	Using the Quantum MP with 24vdc PLC Control
CTAN364	1.0	Quantum MP	Quantum MP with Motorized Potentiometer
CTAN365 	1.0	Mentor/Quantum MP	Masking Faults and Stopping on Trips
CTAN366	1.0	Mentor/Quantum MP	Mentor/Quantum MP Security
CTAN369	1.0	Quantum MP	Quantum MP Default Files
CTAN375	1.1	Quantum MP	Quantum III-> Quantum MP Conversion Guide
CTAN376	1.0	Quantum MP	Configuring for Ramp Stop & DB Stop
CTAN377	1.0	FXMP25	FXM5 to FXMP25 Conversion Guide

Quantum III / Mentor II Application Notes

Application Note #	Rev	Drive Family	Topic
CTAN 110 	1.3	Mentor II/Quantum III	Mentor II / Quantum III Security
CTAN 111	1.4	Mentor II/Quantum III	Programmable Analog I/O
CTAN 112	1.2	Quantum III	Independent Jog Rates
CTAN 113	1.2	Mentor II/Quantum III	Simple Ratio Scheme
CTAN 121	1.6	Mentor II/Quantum III	Pseudo S-Ramp
CTAN 122	1.3	MII/QIII/Unidrive/SE	Programmable Time Delays
CTAN 123	1.2	Mentor II/Quantum III	Current Loop Tuning (Manual/Scope method)
CTAN 124	1.4	MII/QIII/Unidrive/SE	Filtering for Digital Displays
CTAN 126	1.0	Mentor	Cooling Fan Data
CTAN 133	1.0	Mentor I/Quantum II	MD21 BASIC Support today
CTAN 138	1.0	Quantum III	Remote On/Off Control
CTAN 139	1.3	Quantum III/Mentor II	Contactless (Machine Gun) Jog
CTAN 140	1.3	MII/QIII/Unidrive/SE	Programmable Logic Gates
CTAN 141	1.1	MII/QIII/Unidrive	Combinatorial Logic
CTAN 142	1.1	Unidrive /MII/QIII	Comparators and Decoder Applications
CTAN 152	1.4	Quantum/Mentor	Hi Hp Drives Field Selection-Size 2 & 3
CTAN 154	1.5	All	Driving External Relays
CTAN 155	1.5	Quantum III/ Mentor II	Thread/Run Speeds
CTAN 156	1.3	Quantum III/ Mentor II	Auto (4-20mA) /Manual Operation
CTAN 157	1.1	Quantum III	Quantum III Factory Default Files
CTAN 158	1.3	Quantum III/ Mentor II	Load Sharing Applications
CTAN 159	1.10	All	Creating Custom & Power-Up Displays
CTAN 160	1.3	All	4-20ma Current Loop Control
CTAN 163	1.3	Quantum III/Mentor II	Dual Stopping Rates
CTAN 166	1.2	Quantum III/ Mentor II	MD21 to MD29 Migration
CTAN 167	1.0	Quantum III/ Mentor II	Timed Starting Current
CTAN 172	1.1	Quantum III	Universal Spares
CTAN 175	1.6	Quantum III/Mentor II (Size 2-3)	Field Economy w/ Time Delay
CTAN 186	1.3	Unidrive/QIII/Mentor II	Saving all Drive & Coprocessor Data
CTAN 188	1.3	Quantum III/ Mentor II	%Load Meter Outputs
CTAN 190	1.1	Quantum III/ Mentor II	Tension Follower-Torque w/Spd Override
CTAN 193	1.6	Quantum III / Mentor II	Data Replacement Instructions
CTAN 196	1.0	Mentor II	Quick Setup for DeviceNet MD25
CTAN 197	1.0	Quantum III	Quick Setup for DeviceNet MD25
CTAN 198	1.0	Quantum III/ Mentor II	Creating an "About to Start" Warning
CTAN 199	1.2	Quantum III	How to Specify Quantum III Drives
CTAN 201	1.5	Unidrive Classic/SP, GP20,Quantum III, Mentor II	Creating a Pulsing Output for Blinking Light/Audible Alarm
CTAN 203	1.2	Quantum III / Mentor II	DC Motors w/ 240VDC Field Voltage
CTAN 205	1.3	Quantum III Family	Spectrum Drive Replacement
CTAN 212	1.4	Quantum III/ Mentor II	Creating UniPolar %Speed Meter O/P
CTAN 214	1.3	Quantum III/ Mentor II	Mentor II vs Quantum III

Quantum III / Mentor II Application Notes-con't

Application Note #	Rev	Drive Family	Topic
CTAN 218	1.0	Quantum III/ Mentor II	Starting Kick for Machine Breakaway
CTAN 220	1.0	MD24 / Mentor II	Quick Setup for Profibus MD24
CTAN 221	1.0	MD24 / Quantum III	Quick Setup for Profibus MD24
CTAN 223	1.1	Quantum III/ Mentor II	Inversion Faults
CTAN 224	1.0	Quantum III	Interfacing a PLC to the Quantum III
CTAN 226 	1.3	Quantum III	MOP Function w/Min Speed and Jog
CTAN 231	1.0	Quantum III	Zero Speed Reference Start Interlock
CTAN 237	1.0	Quantum III/Mentor II	Adjustable Brake / Dynamometer App's
CTAN 242	1.0	All	Driving Analog Meters
CTAN 249	1.0	Mentor II/Quantum III & CTIU HMI's	Creating a Quantum III Fault Screen
CTAN 257	1.2	Quantum III	Quantum II to QIII Conversion Guidance
CTAN 258	1.0	Mentor II/ Quantum III	Creating Proper Drive Documentation
CTAN 263	1.1	Mentor I to Mentor II	Co-Processor Conversion Details
CTAN 266	1.0	All	Relay Suppression
CTAN 275	1.0	All	Need another Digital Input ?
CTAN283	1.1	Unidrive SP	Using Beckhoff Remote I/O
CTAN284	1.1	Mentor II/Quantum III	FXM5 Field Control via External Voltage
CTAN298	1.1	Mentor II/Quantum III	FXM5 Field Loss Trips in Standalone Mode
CTAN301	1.0	Mentor II/Quantum III	Eliminating Motor Creep
CTAN303	1.2	Mentor II/Quantum III	FXM5 Field Economy in Standalone Mode
CTAN304	1.0	Quantum III	Powering Up the Quantum III in your Office
CTAN311	1.0	Mentor II/Quantum III	Accommodating Motors w/Low Field Voltages
CTAN315	1.0	Mentor II/Quantum III	SAF dcM6+/dcM12+ Conversion Summary
CTAN318	1.0	All	Determining the Hardware and Firmware Levels
CTAN328	1.0	Co Processors	Using SyPT Pro Demo as a Code Extraction Tool


Unidrive Classic Application Notes

Application Note #	Rev	Drive Family	Topic
CTAN 114	1.5	Unidrive	MOP Applications
CTAN 115	1.4	Unidrive	Analog Ratio Applications
CTAN 116	1.1	Unidrive	UniSoft & Option Modules
CTAN 117	1.5	Unidrive	Unidrive Classic Security
CTAN 118	1.6	Unidrive	Digital Locking Basics
CTAN 119	1.4	Unidrive	Parameter Restoration/Cloning
CTAN 120	1.3	All	S-Ramp Accel/Decel Ramps
CTAN 122	1.3	MII/QIII/Unidrive/SE	Programmable Time Delays
CTAN 124	1.4	MII/QIII/Unidrive/SE	Filtering for Digital Displays
CTAN 127	1.1	AC Drives	Common Bussing Guidelines
CTAN 131	1.2	All	Modem Communications
CTAN 132	1.3	All	Line Reactors
CTAN 140	1.3	MII/QIII/Unidrive/SE	Programmable Logic Gates
CTAN 141	1.1	MII/QIII/Unidrive	Combinatorial Logic
CTAN 142	1.1	Unidrive /MII/QIII	Comparators and Decoder Applications
CTAN 144	1.3	All	Line Reactors & Isolation Transformers
CTAN 145	A	Unidrive and Commander SE	Analog Input/Output Scaling
CTAN 146	1.1	Unidrive Servo	Thermal Protection Set-up
CTAN 153	1.0	Unidrive	Cabinet Cooling Fan Optimization
CTAN 154	1.5	All	Driving External Relays
CTAN 159	1.10	All	Creating Custom & Power-Up Displays
CTAN 160	1.3	All	4-20ma Current Loop Control
CTAN 161	1.2	Unidrive Family	Dual Stopping Rates
CTAN 164	1.1	Unidrive Family	Remote Keypad Control using CTIU
CTAN 169	1.0	Unidrive Family	UD78 Precision Analog Input Module
CTAN 170	1.0	Unidrive Family	Shaft Orientation
CTAN 173	1.1	Unidrive Size 1 & 2	Operating from DC Power Supplies
CTAN 178	1.0	Unidrive	Speed Loop Tuning
CTAN 179	1.1	General	Dynamic Braking Resistor Nomograph
CTAN 181*		Unidrive	Torque Mode/Torque Follower
CTAN 182	1.8	Unidrive	Data Replacement Instructions
CTAN 183	1.0	Unidrive	Line Speed plus %Trim
CTAN 186	1.3	Unidrive/QIII/Mentor II	Saving all Drive & Coprocessor Data
CTAN 194	1.4	AC Drives	AC Motor Condensation Elimination
CTAN 200	1.0	Unidrive	Selecting 1 of 2 Values
CTAN 201	1.5	Unidrive Classic/SP, GP20, Quantum III, Mentor II	Creating a Pulsing Output for Blinking Light/Audible Alarm

Unidrive Classic Application Notes-con't

Application Note #	Rev	Drive Family	Topic
CTAN 208	1.0	Unidrive ExpressPak	AS5100 Series Drive Replacement
CTAN 209	1.1	CTKP	Security Code & Set-Up
CTAN 211	1.0	Unidrive	UD7x Co-Processor Replacement
CTAN 230	1.0	Unidrive	Zero Speed Reference Start Interlock
CTAN 242	1.0	All	Driving Analog Meters
CTAN 246	1.0	Unidrive & CTIU HMI's	Creating a Unidrive Fault Screen
CTAN 247	1.0	Unidrive & CTIU HMI's	Creating a Fault History Screen
CTAN 251	1.0	Unidrive Classic	4-20mA Control Guidelines
CTAN 258	1.0	Unidrive Classic	Creating Proper Drive Documentation
CTAN 265	1.0	Unidrive Classic	DigitAx Replacement Solution
CTAN 266	1.0	All	Relay Suppression
CTAN275	1.0	All	Need another Digital Input ?
CTAN277	1.4	Unidrive	Unidrive Classic to Unidrive SP Considerations
CTAN278	1.1	Unidrive	Converting from Unidrive Classic to Unidrive SP
CTAN310	1.0	Unidrive Classic	Extracting all Drive and CoProcessor Data w/CTSoft
CTAN318	1.0	All	Determining the Hardware and Firmware Levels
CTAN328	1.0	Co Processors	Using SyPT Pro Demo as a Code Extraction Tool
CTAN331	1.1	Unidrive SP, Classic	Creating a UniPolar Analog Speed Output
CTAN372	1.0	AC Drives	Capacitor Bank Reformation Guidance

Unidrive SP and Commander GP20 Application Notes

Application Note #	Rev	Drive Family	Topic
CTAN 149	1.4	Unidrive SP/GP20	Laser Replacement Options
CTAN 150	1.3	Unidrive SP/GP20	Eclipse Replacement Options
CTAN 159	1.10	All	Creating Custom & Power-Up Displays
CTAN 192	1.0	AC Drives	E-Stop Duty DB Resistor Protection
CTAN 194	1.4	AC Drives	AC Motor Condensation Elimination
CTAN 201	1.5	Unidrive Classic/SP, GP20, Quantum III, Mentor II	Creating a Pulsing Output for Blinking Light/Audible Alarm
CTAN 227	1.1	Unidrive SP/GP20	Understanding Heavy vs Normal Duty
CTAN 232	1.3	Unidrive SP	Non-Standard UnidriveSP Keypad Variations
CTAN 233	1.2	Unidrive SP/GP20	Using the MOP with the UnidriveSP
CTAN 234	1.0	Unidrive SP	A Guide to Tuning the UnidriveSP
CTAN 238	1.0	Unidrive SP	Unidrive SP Feedback Modules
CTAN 242	1.0	All	Driving Analog Meters
CTAN 250	1.0	Unidrive SP/GP20	Customizing the LCD Keypad Unit
CTAN 256	1.2	Unidrive SP	Stegmann Encoder w/Hiperface
CTAN 259	1.1	Unidrive SP	Quick Setup Guide w/CTNet
CTAN 262	1.0	Unidrive SP/GP20	Accessing 32 bit Data via Modbus RTU
CTAN 266	1.0	Unidrive SP/GP20	Relay Suppression
CTAN 270	1.0	Unidrive SP	UnidriveSP Tuning Guide for Winder Apps
CTAN 275	1.0	Unidrive SP/GP20	Need another Digital Input ?
CTAN 277	1.4	Unidrive	Unidrive Classic to Unidrive SP Considerations
CTAN 278	1.1	Unidrive	Converting from Unidrive Classic to Unidrive SP
CTAN 279	1.0		
CTAN 280	1.0	Unidrive SP/GP20	VT Terminal Quickstart for the Unidrive SP
CTAN 282	1.2	Unidrive SP/GP20/SK	Selecting 1 of 2 Values
CTAN 288	1.2	SM-Ethernet	Establishing PC Connection to SM-Ethernet
CTAN289 	1.3	Commander SK/GP20	SM-Keypad Plus Customized Displays
CTAN290	1.2	Unidrive SP/GP20	4-20mA Current Loop Extensions
CTAN291	1.1	All AC Drives	Dynamic Braking Sizing & Protection Methods
CTAN292	1.0	Unidrive SP/GP20/SK	Process Line Speed plus Trim
CTAN294	1.0	Unidrive SP/GP20	Parameter Security Details
CTAN296	1.0	Unidrive SP/GP20	RFC (Rotor Flux Control)
CTAN297	1.2	Unidrive SP/GP20/SK	SM-Ethernet Save, Restore & Re-Init
CTAN302	1.0	Unidrive SP/GP20/SK	AC Motor De-Icing/Condensation Elimination
CTAN305	1.2	Unidrive SP/GP20/Affinity	Creating a Custom Motor Overtemperature Trip
CTAN306	1.3	Unidrive SP/GP20/SK	SM-DeviceNet Save, Restore & Re-Init
CTAN307	1.0	Unidrive SP	Commissioning Sine-Cosine Encoder Setups
CTAN308	1.0	CTNet	The Basics of Setting-up CTNet Cyclic Links
CTAN312	1.0	Unidrive SP/GP20/SK	Creating a Broken Belt/Ruptured Pipe Alarm
CTAN313	1.1	Unidrive SP/GP20/SK	Using Keypad Plus as Startup Tool
CTAN318	1.0	All	Determining the Hardware and Firmware Levels
CTAN319	1.1	AC Drives	Squeezing a Bit More from your DB Resistor
CTAN320	1.9	All	Rudiments of Fieldbus Communications


Unidrive SP and Commander GP20 Application Notes- con't

Application Note #	Rev	Drive Family	Topic
CTAN321	1.1	Unidrive SP/GP20/SK	Obtaining the Greater or Lesser of Two Signals
CTAN323	1.0	Unidrive SP/GP20/SK	Scaling & Filtering Drive Registers for HMI Displays
CTAN326	1.0	UnidriveSP, GP20, Affinity	Analog Output Scaling of Common Values
CTAN330	1.1	Unidrive SP, Affinity	Dual Stopping Rates
CTAN331	1.2	Unidrive SP, Classic	Creating a UniPolar Analog Speed Output
CTAN332	1.1	Unidrive SP, CommSK, Affinity	Time of Day/Day of Week Applications
CTAN335	1.0	Unidrive SP	CTNet Basic Practices and Checkout
CTAN336	1.3	Our AC Drive Families	Using the Drives +24vdc Supply
CTAN339	1.0	Unidrive SP	Maintenance Due Reminder Alarms
CTAN343	1.2	SM-IO Timer Module	Setting the Real Time Clock
CTAN344	1.4	Our AC Drive Families	Single Drive Running Multiple Motors
CTAN345	1.1	All Our Drives	Stabilizing Erratic Signals
CTAN347	1.0	Unidrive SP, Affinity	120vac Start/Stop Control
CTAN349	1.1	SK,SP,MP,Affinity	Inverting the Sense of Speed Command Signals
CTAN352	1.1	SP, MP, Affinity	Backing Up Critical Drive Setup w/SmartCard
CTAN353	1.1	SP, MP, Affinity	Backing Up Critical Drive Setup using CTSoft
CTAN354	1.0	SP, SK,MP, Affinity	Eliminating Low Speed Creep w/Analog Inputs
CTAN367 *	1.0	Unidrive SP	Speed Loop Tuning in Vector Mode
CTAN372	1.0	AC Drives	Capacitor Bank Reformation Guidance




Commander SE Application Notes

Application Note #	Rev	Drive Family	Topic
CTAN 122	1.3	MII/QIII/Unidrive/SE	Programmable Time Delays
CTAN 124	1.4	MII/QIII/Unidrive/SE	Filtering for Digital Displays
CTAN 140	1.3	MII/QIII/Unidrive/SE	Programmable Logic Gates
CTAN 142	1.1	Unidrive /MII/QIII	Comparators and Decoder Applications
CTAN 143	1.1	Commander SE	Indexing Methods
CTAN 144	1.3	All	Line Reactors & Isolation Transformers
CTAN 145	A	Unidrive and Commander SE	Analog Input/Output Scaling
CTAN 147	1.2	AC Drives	Horizon Replacement w/ Comm SE
CTAN 148	1.4	AC Drives	Prism Replacement w/ Comm SE
CTAN 149	1.4	AC Drives	Laser Replacement Options
CTAN 150	1.3	AC Drives	Eclipse Replacement Options
CTAN 151	1.0	Commander SE	Security Code
CTAN 154	1.5	All	Driving External Relays
CTAN 159	1.10	All	Creating Custom & Power-Up Displays
CTAN 160	1.3	All	4-20ma Current Loop Control
CTAN 162	1.2	Commander SE	Dual Stopping Rates
CTAN 165	1.1	Commander SE	Modbus Protocol Setup
CTAN 168	1.3	Commander SE	Pushbutton Jog with 3 Wire Start-Stop
CTAN 173	1.1	Commander SE	Operating from DC Power Supplies
CTAN 174	1.0	Commander SE	Line Speed plus %Trim
CTAN 180	1.3	Commander SE	Advanced CTKP Control for Comm SE
CTAN 185*		Commander SE	Start/Stop Configurations
CTAN 187	1.2	Commander SE	Simple Commander SE Torque Winder
CTAN 191	1.3	Commander SE	Non-Standard Commander SE Keypad Control Variations
CTAN 195	1.1	Commander SE	HVAC Local/Remote Control
CTAN 209	1.1	CTKP	Security Code & Set-Up
CTAN 222	1.2	Commander SE	Automatic Water Pressure Regulator
CTAN 225	1.3	Commander SE	Use of Cloning QuicKey
CTAN 229	1.0	Commander SE	Bi-Directional Speed Pot Applications
CTAN 236	1.3	Commander SE	Data Replacement Instructions
CTAN 239	1.0	Commander SE	Analog Input Configurations
CTAN 244	1.0	Focus 1, Focus 3, CommSE	Focus Isolated Master Reference Board
CTAN 253	1.0	Commander SE	Line Speed plus Trim using Inc/Dec
CTAN 254	1.2	Commander SE	Fan & Pump Setup Guidelines
CTAN 258	1.0	Commander SE	Creating Proper Drive Documentation
CTAN 260	1.0	Commander SE	Setting up with a CTIU
CTAN 266	1.0	All	Relay Suppression

Commander SE Application Notes con't

Application Note #	Rev	Drive Family	Topic
CTAN267	1.0	SE	Latching External Trip
CTAN268 	1.2	Commander SE and SK	Shear Pin Trip Function
CTAN275	1.0	All	Need another Digital Input ?
CTAN276	1.1	Commander SE, SK	Bi-Polar Analog Speed Control
CTAN372	1.0	AC Drives	Capacitor Bank Reformation Guidance

Commander SK Application Notes

Application Note #	Rev	Drive Family	Topic
CTAN159	1.10	All	Creating Custom & Power-Up Displays
CTAN160	1.3	All	4-20ma Current Loop Control
CTAN192	1.0	AC Drives	E-Stop Duty DB Resistor Protection
CTAN194	1.4	AC Drives	AC Motor Condensation Elimination
CTAN242	1.0	All	Driving Analog Meters
CTAN268 	1.2	Commander SE & SK	Shear Pin Trip Function
CTAN272	1.0	Commander SK	Accessing Parameters outside Menu 0
CTAN273	1.1	Commander SK	Remote Keypad in the Hand-Off-Auto Mode
CTAN274	1.2	Commander SK	Remote Analog / Local Keypad Control
CTAN275	1.0	All	Need another Digital Input ?
CTAN276	1.1	Commander SE, SK	Bi-Polar Analog Speed Control
CTAN279 	1.2	Commander SK	Commander SK Security
CTAN282	1.2	Unidrive SP/GP20/SK	Selecting 1 of 2 Values
CTAN285	1.2	Commander SK	Enhanced Hand-Off-Auto Control w/Logic Stick
CTAN286	1.2	Commander SK	Enhanced Local/Remote Control w/Logic Stick
CTAN287	1.3	Commander SK	Water Pressure PID Loop Control
CTAN288	1.2	SM-Ethernet	Establishing PC Connection to SM-Ethernet
CTAN289 	1.3	Commander SK/GP20	SM-Keypad Plus Customized Displays
CTAN291	1.1	All AC Drives	Dynamic Braking Sizing & Protection Methods
CTAN292	1.0	Unidrive SP/GP20/SK	Process Line Speed plus Trim
CTAN293	1.2	Commander SK	Fan and Pump Application Setup
CTAN297	1.2	Unidrive SP/GP20/SK	SM-Ethernet Save, Restore & Re-Init
CTAN299	1.2	Commander SK	Simple Commander SK Torque Winder
CTAN300	1.4	Commander SK	Ethernet Quick Start Guide
CTAN302*	1.0	Unidrive SP/GP20/SK	AC Motor De-Icing/Condensation Elimination
CTAN306	1.3	Unidrive SP/GP20/SK	SM-DeviceNet Save, Restore & Re-Init
CTAN309	1.0	Commander SK	Creating a Delayed Start with Warning Capability
CTAN312	1.0	Unidrive SP/GP20/SK	Creating a Broken Belt/Ruptured Pipe Alarm
CTAN313	1.1	Unidrive SP/GP20/SK	Using Keypad Plus as Startup Tool
CTAN318	1.0	All	Determining the Hardware and Firmware Levels
CTAN319	1.0	AC Drives	Squeezing a Bit More from your DB Resistor
CTAN320	1.9	All	Rudiments of Fieldbus Communications
CTAN321	1.1	Unidrive SP/GP20/SK	Obtaining the Greater or Lesser of 2 Signals
CTAN323	1.0	Unidrive SP/GP20/SK	Scaling & Filtering Drive Registers for HMI Displays
CTAN325	1.0	Unidrive SP/GP20/SK	Simple PID Dancer Unwind
CTAN327	1.3	Comm SK	Comm SK and SM-DeviceNet Quick Start Guide
CTAN329	1.1	Comm SK	Dual Stopping Rates
CTAN332	1.2	Unidrive SP, CommSK, Affinity	Time of Day/Day of Week Applications

* not yet released

Application Note #	Rev	Drive Family	Topic
CTAN334	1.1	Commander SK w/ByPass	Quick Start-up Guide for FPCHSK/FPCBA
CTAN336	1.3	Our AC Drive Families	Using the Drives +24vdc Supply
CTAN340	1.0	Commander SK	Remote Control via Fieldbus/Local via Keypad
CTAN341	1.0	Commander SK	Simple Pump Setup Instruction Sheet
CTAN342	1.0	Commander SK	Water Level Control System
CTAN343	1.2	SM-IO Timer Module	Setting the Real Time Clock
CTAN344	1.4	Our AC Drive Families	Single Drive Running Multiple Motors
CTAN345	1.1	All Our Drives	Stabilizing Erratic Signals
CTAN346	1.0	Commander SK	120vac Start/Stop Control
CTAN349	1.1	SK,SP,MP,Affinity	Inverting the Sense of Speed Command Signals
CTAN354	1.0	SP, SK,MP, Affinity	Eliminating Low Speed Creep w/Analog Inputs
CTAN355	1.0	Commander SK	Backing Up Critical Drive Setup using CTSoft
CTAN357	1.8	Commander SK	Start/Stop and Speed Command Scenarios
CTAN359	1.0	Commander SK	Modification of the Drive Relay Function
CTAN368	1.1	Commander SK	SK Pump Setup Summary
CTAN371	1.0	Commander SK	Modification of the I/O Lite/Timer Relay Function
CTAN372	1.0	AC Drives	Capacitor Bank Reformation Guidance

* not yet released

Focus Family Application Notes

Application Note #	Rev	Drive Family	Topic
CTAN 125	A	Focus 3	Replacing Focus 2 with Focus 3 Drives
CTAN 130	1.1	Focus 3	Tach Follower Applications
CTAN 184	1.1	Focus 1	Pushbutton Control
CTAN 204	1.0	Focus 3 Drives	Power Wiring Guidelines
CTAN 213	1.1	Focus 3	Eddy Current Controller Retrofit
CTAN 215	1.0	Focus Family	Earth Grounding & Isolation
CTAN 216	1.0	Focus 3 Family	Eddy Current Replacement Solution
CTAN 228	1.0	Focus 1 Family	Achieving Isolation
CTAN 235	1.0	Focus 3	Adjustable Brake / Dynamometer App's
CTAN 240	1.0	Focus 3	Speed Master w/ Torque Slave
CTAN 241	1.1	Focus 3	120vac Remote Control Pushbuttons
CTAN 243	1.0	Focus 3	Controlling Multiple Drives in Tandem
CTAN 244	1.0	Focus 1, Focus 3, CommSE	Focus Isolated Master Reference Board
CTAN 252	1.0	Focus 3	Local/Remote Control Modes
CTAN 281	1.0	Focus 3 Regen	Reversing Focus 3 Regen w/UniPolar Command
CTAN 337	1.1	Single Phase DC	Focus 1 to 2100/2300 Replacement Guidance

Fieldbus, Communications & Coprocessor Application Notes

Application Note #	Rev	Drive Family	Topic
CTAN131	1.2	All	Modem Communications
CTAN133	1.0	Mentor I/Quantum II	MD21 BASIC Support today
CTAN134	1.0	UD77/Unidrive	Local/Remote via Fieldbus
CTAN135	1.4	UD77/Unidrive	DeviceNet Quick Setup
CTAN136	1.0	UD73/Unidrive	Profibus Quick Setup
CTAN137	1.0	UD74/Unidrive	Interbus Quick Setup
CTAN138	1.0	Quantum III	Remote On/Off Control
CTAN164	1.1	Unidrive Family	Remote Keypad Control using CTIU
CTAN165	1.1	Commander SE	Modbus Protocol Setup
CTAN166	1.2	Quantum III/ Mentor II	MD21 to MD29 Migration
CTAN171	1.1	MD29/UD70 and SyPT	Scale & Offset Function Blocks
CTAN186	1.3	Unidrive/QIII/Mentor II	Saving all Drive & Coprocessor Data
CTAN196	1.0	MD25 / Mentor II	Quick Set for DeviceNet MD25
CTAN197	1.0	MD25 / Quantum III	Quick Set for DeviceNet MD25
CTAN202	1.0	CTNet Products	CTNet PCMCIA w/Desktop PC's
CTAN210	1.0	UD76/Unidrive	ModbusPlus Quick Setup
CTAN211	1.0	Unidrive	UD7x Co-Processor Replacement
CTAN219	1.1	MD29 & UD7x CoProcessors	Evaluating Coprocessor Contents
CTAN220	1.0	MD24 / Mentor II	Quick Setup for Profibus MD24
CTAN221	1.0	MD24 / Quantum III	Quick Setup for Profibus MD24
CTAN255	1.0	UD75 & MD29AN	CTNet Revision FAQ's
CTAN259	1.1	Unidrive SP	Quick Setup Guide w/CTNet
CTAN262	1.0	Unidrive SP	Accessing 32 bit Data via Modbus RTU
CTAN283	1.1	Unidrive SP	Using Beckhoff Remote I/O
CTAN288	1.2	SM-Ethernet	Establishing PC Connection to SM-Ethernet Module
CTAN295	1.1	CTNet Options	Supported Beckhoff I/O Modules
CTAN297	1.1	Unidrive SP/GP20/SK	SM-Ethernet Save, Restore & Re-Init
CTAN300	1.5	Commander SK	Ethernet Quick Start Guide
CTAN306	1.3	Unidrive SP/GP20/SK	SM-DeviceNet Save, Restore & Re-Init
CTAN308	1.0	CTNet	The Basics of Setting-up CTNet Cyclic Links
CTAN317	1.0	Unidrive SP/GP20/SK	SM-Profibus Unidrive (UD73) Compatibility Mode
CTAN320	1.9	All	Rudiments of Fieldbus Communications
CTAN327	1.3	Commander SK	SM-DeviceNet Quick Start Guide
CTAN328	1.0	Co Processors	Using SyPT Pro Demo as a Code Extraction Tool
CTAN333	1.1	Commander SK	SM-Profibus Quick Start Guide
CTAN335	1.0	Unidrive SP	CTNet Installation Practices and Checkout
CTAN360	1.0	CTNet	Tripping the Drive upon a CTNet Loss

General Drive Application Notes

Application Note #	Rev	Drive Family	Topic
CTAN120	1.3	All	S-Ramp Accel/Decel Ramps
CTAN122	1.3	MII/QIII/Unidrive/SE	Programmable Time Delays
CTAN124	1.4	MII/QIII/Unidrive/SE	Filtering for Digital Displays
CTAN131	1.2	All	Modem Communications
CTAN132	1.5	All	Line Reactors
CTAN140	1.3	MII/QIII/Unidrive/SE	Programmable Logic Gates
CTAN144	1.4	All	Line Reactors & Isolation Transformers
CTAN154	1.5	All	Driving External Relays
CTAN159	1.9	All	Creating Custom & Power-Up Displays
CTAN160	1.3	All	4-20ma Current Loop Control
CTAN176	1.1	General	Power Factor of AC & DC Drives
CTAN177	1.2	AC Drive Series	Input & Output Current of AC Drives
CTAN179	1.1	General	Dynamic Braking Resistor Nomograph
CTAN192	1.0	AC Drives	E-Stop Duty DB Resistor Protection
CTAN209	1.1	CTKP	Security Code & Set-Up
CTAN217	1.0	Universal AC Interface	120vac Logic Interface
CTAN 242	1.0	All	Driving Analog Meters
CTAN245	1.1	CTIU HMI's	Creating a Custom Splash Screen
CTAN248	1.0	CTIU HMI's	Custom Splash Screen using Maths
CTAN258	1.0	All	Creating Proper Drive Documentation
CTAN266	1.0	All	Relay Suppression
CTAN275	1.0	All	Need another Digital Input ?
CTAN291	1.1	All AC Drives	Dynamic Braking Sizing & Protection Methods
CTAN313	1.1	Unidrive SP/GP20/SK	Using Keypad Plus as Startup Tool
CTAN318	1.0	All	Determining the Hardware and Firmware Levels
CTAN319	1.0	AC Drives	Squeezing a Bit More from your DB Resistor
CTAN320	1.9	All	Rudiments of Fieldbus Communications
CTAN328	1.0	Co Processors	Using SyPT Pro Demo as a Code Extraction Tool
CTAN336	1.3	Our AC Drive Families	Using the Drives +24vdc Supply
CTAN354	1.0	SP, SK,MP, Affinity	Eliminating Low Speed Creep w/Analog Inputs
CTAN372	1.0	AC Drives	Capacitor Bank Reformation Guidance

FXM5 Application Notes

Application Note #	Rev	Drive Family	Topic
CTAN284	1.1	Mentor II/Quantum III	FXM5 Field Control via External Voltage
CTAN298	1.2	Mentor II/Quantum III	FXM5 Field Loss Trips w/o Ribbon Control
CTAN303	1.2	Mentor II/Quantum III	FXM5 Field Economy in Standalone Mode
CTAN377	1.0	FXMP25	FXM5 to FXMP25 Conversion Guide
CTTN138	1.1	Mentor II/Quantum III	FXM5 Setup Guide using Ribbon
CTTN151	1.0	Mentor II/ Quantum III	FXM5 Setup for Field Weakening - Stand Alone Mode
CTTN152	1.0	Mentor II/ Quantum III	FXM5 Setup –Stand Alone Mode




SCIGATE AUTOMATION (S) PTE LTD
 No.1 Bukit Batok Street 22 #01-01 Singapore 659592
 Tel: (65) 6561 0488 Fax: (65) 6562 0588
 Email: sales@scigate.com.sg Web: www.scigate.com.sg
 Business Hours: Monday - Friday 8.30am - 6.15pm